


# Welcome Back!

Briefing Slides for Release of 2025 N-Level Results



# Dear students,


You have worked hard to reach this stage. Let's celebrate your efforts!



*Finally, we are going  
to get our results!*



Remember that while **everyone's educational journey is different,**  
**we can each have a fulfilling outcome!**



# Thinking about Your Next Step?

Consider these questions...



# Release of N-Level Results



What are some of the things that I enjoy doing? How would I describe my strengths and interests?

- Align your strengths and interests with relevant courses offered by various educational institutions.
- For instance, if you have an interest in engineering, healthcare, or design, you might find suitable courses at institutions such as ITE.



How will the programmes offered by education institutions further develop my strengths and interests?

- Taking into consideration the aggregate points of the courses, list all the institutions that offer courses that you are interested in.
- For example, if you are interested in business, you can list down the business courses offered by the ITEs, such as Business Administration or Accounting.
- You can also further categorise them into the various ITE locations – ITE College Central, ITE College East and ITE College West.

# Joint Intake Exercise (JIE)




## Which courses should I choose?

- Fill in **all** your 12 JIE choices carefully based on your strengths, interests, and courses you are eligible for as indicated in Form N.
- Consider including **both** 3-year Higher Nitec and 2-year Nitec courses, using the published Last Aggregate Score as a guide.
- Students in N(T) may also consider JIE-E Courses

# ECG

## Things to note





## Admissions Exercises for N-Level Students

Where am I now?

What can I apply for?

Where do I want to go?

N(T)–Level Student

ITE EAE\*

JIE 'N'/JIE 'E'

Institute of Technical Education (ITE) (Enhanced *Nitec* Foundation Programme, 2-year *Nitec* or 3-year *Higher Nitec*\*\*^)

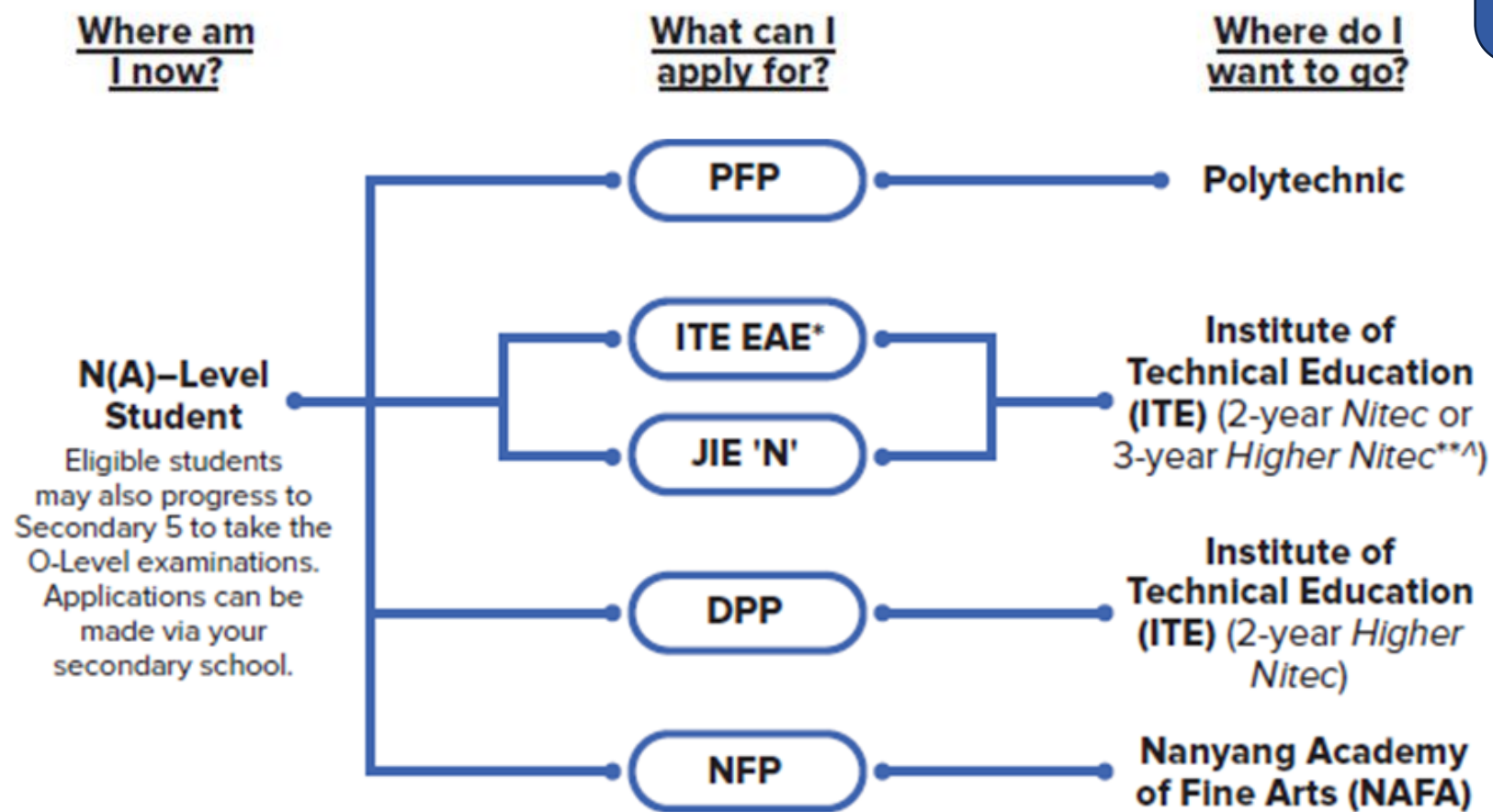
For Normal Technical Course

Higher Nitec (new)

Duration: 3 years (*selected courses*) instead of 4 years



# Admissions Exercises for N-Level Students



For Normal Academic Course

## DPP Route

- Higher Nitec
- Diploma

Duration: 2 years  
Duration: 3 or 2 years

## PFP Route

- Foundation Programme
- Diploma

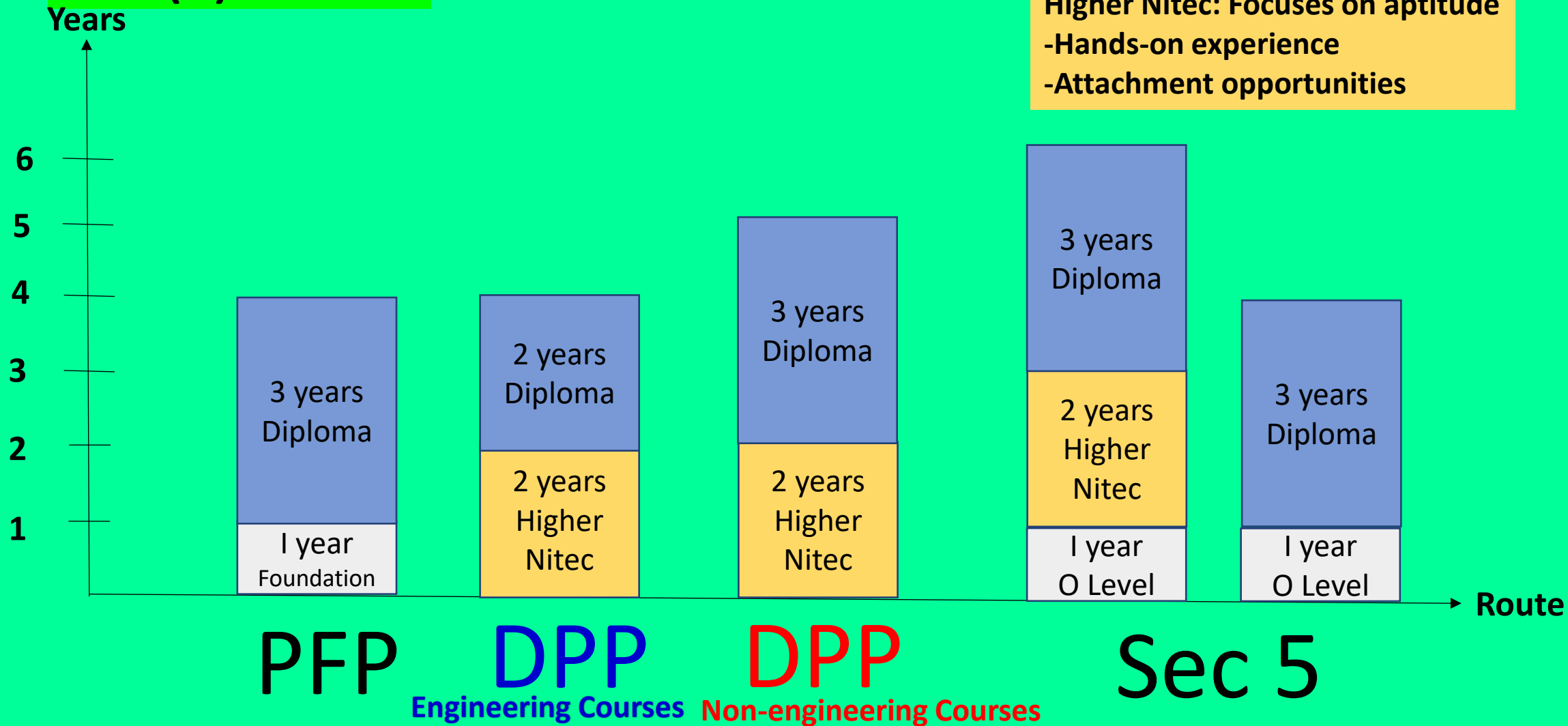
Duration: 1 year  
Duration: 3 years



# Know the Post-Secondary Course Requirements

## Progression Timeline for Different Pathways

### For N(A) students



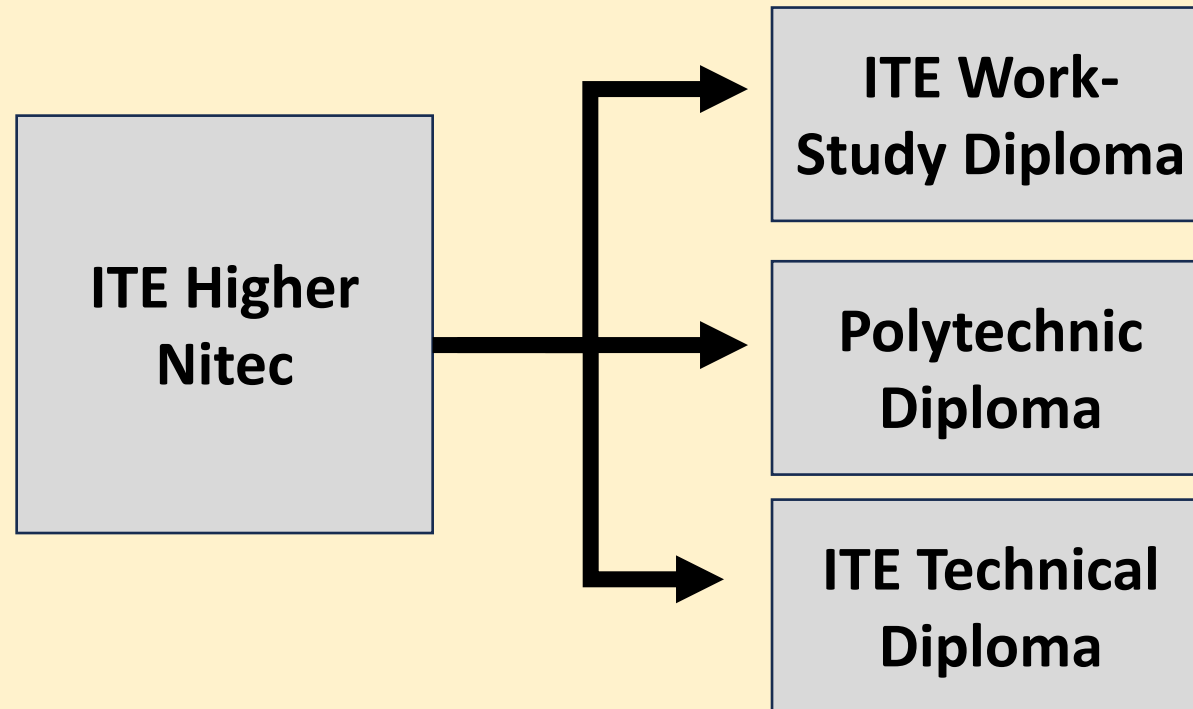
# ELR2B2 Range for N(A) Course Students Considering Secondary 5

Popular Course	Range of Net 2025 JAE ELR2B2		
	SP	NP	NYP
Biomedical Science	4 – 7	4 – 7	6 – 10
Pharmaceutical Science	-	3 – 9	6 – 10
Banking & Finance	3 – 10	4 – 9	5 – 12
Accountancy	5 – 12	4 – 11	6 – 12
Common Business Programme	5 – 12	5 – 10	5 – 15
Mass Communication	-	4 – 11	-
Mass Media Management	-	-	6 – 12
Aeronautical engineering	4 – 15	-	-
Aerospace engineering	-	7 – 14	6 – 16
Common ICT Programme	3 – 14	4 – 11	4 – 14

# Joint Intake Exercise (JIE) - Progression after ITE

**What's Next?**

**Progression from Institute of Technical Education (ITE)**



# 3-yr Higher Nitec

Graduates with a *Higher Nitec* qualification can explore further upgrading opportunities, such as ITE's **Work-Study Diplomas** and **Technical Diplomas**.

There are many options to explore!


## ITE Progression Award for ITE graduates pursuing diploma:

- ❑ **Top-up of \$5000 to Post-Secondary Education Account upon enrolment**
- ❑ **Top-up of \$10,000 to CPF OA upon completion**

Let's encourage our students to be **open-minded and adaptable** to seize opportunities and **explore previously unthought-of pathways**.



# Support



# Concerned about your next steps?

**Stop**

- Calm yourself down. Take a few deep breaths.

**Think**

- Think through the different options that are available for you.
- Remember that the N-Level is not the end point and is only one part of your life journey.

**Do**

- Have conversations with trusted adults who know you well to advise and guide you (parents, teachers, ECG Counsellor).
- Decide and act based on your options.

**When you receive your results, you may experience a range of emotions.**

**Managing these emotions well will allow you to stay calm and make rational decisions.**

# RSS ECG Counsellor

Make an appointment to speak with ECG Counsellor in school or via <https://go.gov.sg/riversidebooking2024>

**Ms Li Minyi**

**ECG Counsellor**


**Riverside Secondary School**



**Mondays & Wednesdays**  
**@ Riverside Secondary School**  
**Venue: Student Hub**  
**Email: [li\\_minyi@moe.edu.sg](mailto:li_minyi@moe.edu.sg)**



*Is there  
someone we  
can speak with?*





# Keep a lookout for some of these signs in your peers or in yourself

*How can we support one another?*



**Having difficult emotions during a stressful and uncertain period is normal. Keep a look out for some of these signs:**

**D  
I  
S  
T  
R  
E  
S  
S**

Deliberately avoiding others

Increased irritability, restlessness, agitation, stress and anxiety

Sending or posting moody messages on social media

Talking about death or dying

Reacting differently or gradually losing interest in things they used to like

Eating more than usual or having a much reduced appetite

Sleep pattern changes with difficulty falling asleep or oversleeping

Slowing down of energy levels

If you notice any of these signs in yourself or your friends, **have a chat with your School Counsellor or teacher,**

Or contact SOS 24-hour hotline at **1767** or SOS 24-hour CareText Whatsapp at **91511767**  
For cyber wellness related matters, call Help123 at **1800-612-3123\*** or email **hello@help123.sg**

\*available only from Mon to Fri (excluding Public Holidays), from 9am - 6pm.



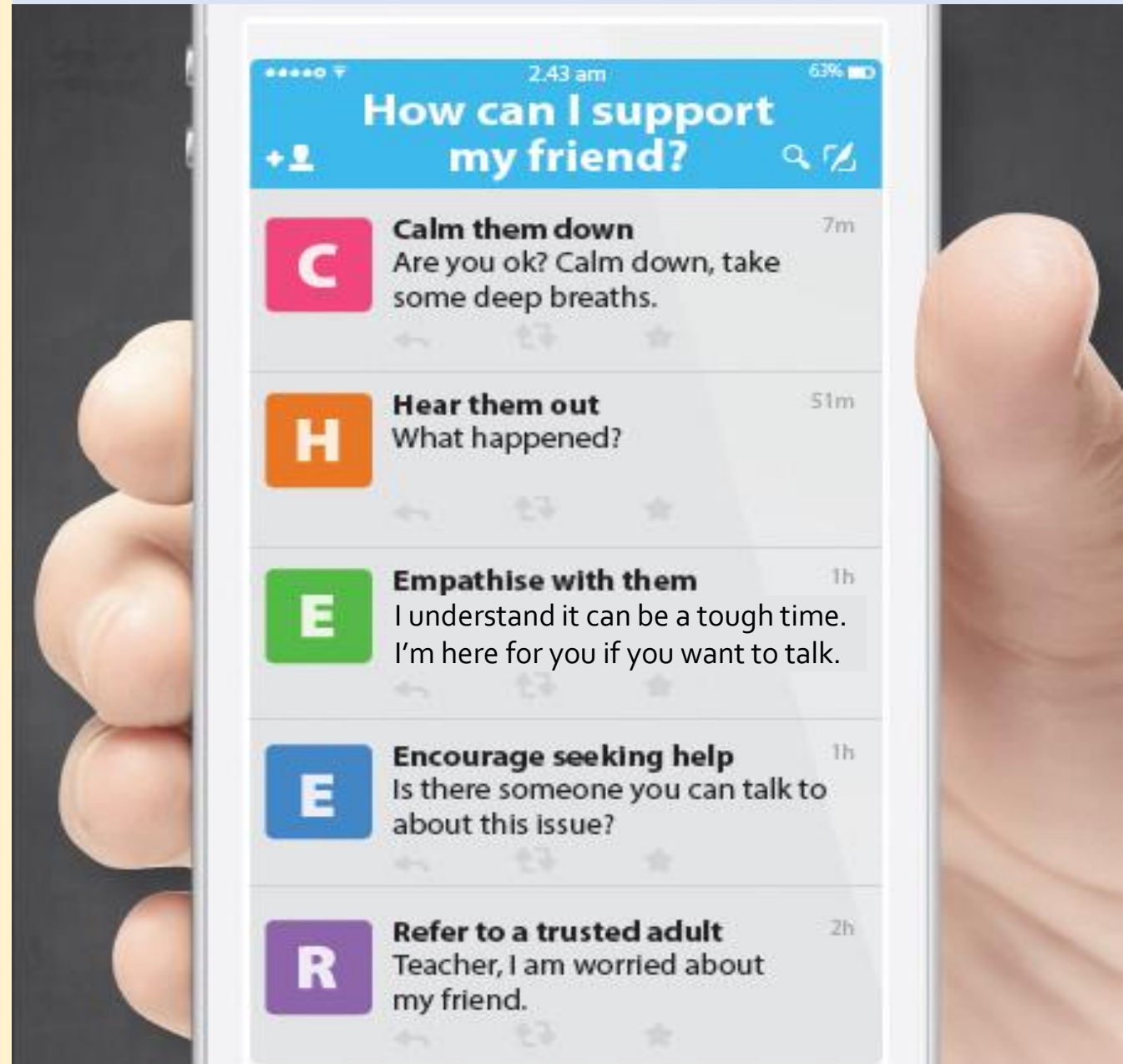
© 2023 Guidance Branch, Student Development Curriculum Division (SDCD), Ministry of Education, Singapore. No part of this final product may be reproduced or transmitted in any form or by any means, electronic or mechanical, including photocopying, recording or any other information storage and retrieval system, without written permission from SDCCD, MOE.

# Supporting Your Friend

- We may each experience different emotions upon receiving the results.
- You can share your friends' joy by congratulating them.
- If your friends appear to be disappointed with their results, encourage them.
- Alert a teacher if you are worried for them.



Keep a lookout for your friends in distress. You can support them in the following ways:



# Support is readily available for you.

There are other hotlines and chats available if you are more comfortable seeking help using these platforms. These can also be found in the infographic which you accessed earlier.



**SOS** provides round-the-clock emotional support for those in distress, thinking of suicide or affected by suicide.

Call: **1767**  
**(24-hour helpline)**

Whatsapp: **9151 1767**  
**(24-hour Care Text)**

**TOUCHline** is a helpline to provide youths with emotional support and practical advice.

Call: **1800-377 2252**

*Monday- Friday (Excluding Public Holidays):  
9am – 6pm*

## **Community Health Assessment Team**

**(CHAT)** provides personalised and confidential mental health checks and consultation for youths. To speak with a youth support worker, you can:

Visit: **CHAT Hub at \*Scape, 2 Orchard Link, #04-01A**

Call: **6493 6500/ 6501**

Email: **CHAT@mentalhealth.sg**

**Carey** is an online platform by Care Corner that provides free mental health check-ins with mental health professionals. Find out more at:  
<https://carey.carecorner.org.sg/>

**mindline.sg** is an online platform that provides tools, tips and resources to help you manage your health and well-being. Find out more at:  
[www.mindline.sg](http://www.mindline.sg)



**eC2** is an e-Counselling Centre where you can talk to a trained counsellor about the issues you are facing, right where you are.

Chat with a counsellor at:

[www.ec2.sg](http://www.ec2.sg)

*Monday – Friday (Excluding Public Holidays):  
10am – 12pm & 2pm – 5pm*



**The N-Level  
examination is not  
the end point.**

**It is part of your  
education journey.**

# **Annexes (Timeline and Resources)**

# Annex 1: Timeline

Key Activity	Period for 3-Year and 4-year Higher Nitec courses	Remarks
<b>1st Phase (Main Phase)</b>		
Application	18 Dec 2025 (2.30pm) to 22 Dec 2025 (5pm)	Apply through the Internet at <a href="https://www.ite.edu.sg">https://www.ite.edu.sg</a> with SingPass.
Release of Results	26 Dec 2025	Check results at <a href="https://istudent.ite.edu.sg">https://istudent.ite.edu.sg</a> with web ID and password
Acceptance of Course Offer Period	26 Dec 2025 to 2 Jan 2026	Accept course offer at <a href="https://istudent.ite.edu.sg">https://istudent.ite.edu.sg</a> with web ID and password
<b>2nd Phase (Late Application/Appeal Phase)</b>		
Application	26 Dec 2025 to 2 Jan 2026	Apply through the Internet at <a href="https://istudent.ite.edu.sg">https://istudent.ite.edu.sg</a> with SingPass.
Release of Results	6 Jan 2026	Check results at <a href="https://istudent.ite.edu.sg">https://istudent.ite.edu.sg</a> with web ID and password
Acceptance of Course Offer Period	6 Jan 2026 to 9 Jan 2026	Accept course offer at <a href="https://istudent.ite.edu.sg">https://istudent.ite.edu.sg</a> with web ID and password

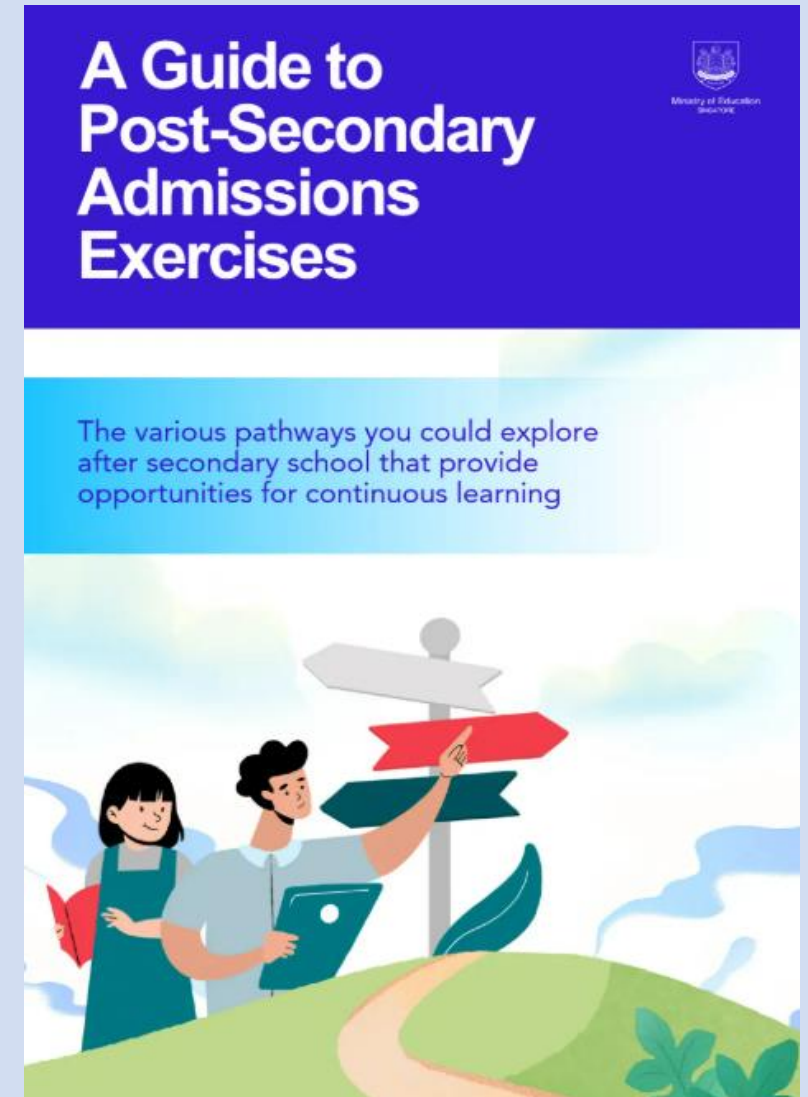


# Annex 2: Details of Admissions Exercises

You can find the details of the various admissions exercises from the **Post-Secondary Admissions Exercises booklet** that can be downloaded from:

<https://www.moe.gov.sg/post-secondary/admissions>

- DPP
- PFP
- Joint Intake Exercise 'N' / 'E'
- NAFA Foundation Programme



# Annex 3: PFP Factsheet

## Essential Things You Need to Know

### 1. What is the PFP?

- A foundation year at the polytechnics that:
  - Prepares well-performing Sec 4N(A) students for entry into relevant polytechnic diploma courses
  - Serves as an alternative to Sec 5
- Conducted over two academic semesters at the polytechnics
- Students must pass all PFP modules in order to progress to a Diploma course.

### 2. Am I Eligible for PFP 2026?

You are eligible for the PFP if you:

- ☐ Sat for GCE N-Level exams as a school candidate in 2025
- ☐ Have obtained an ELMAB3 aggregate of 12 points or less (before deduction of CCA bonus points)
- ☐ Met subject-specific entry requirements as listed on the PFP portal

✓ **If you can check all 3 boxes above, you're eligible!**  
(Note: Eligibility does not guarantee you a place in a PFP course)

If you had offered GCE O-Level examination subjects in 2024, you may refer to this table for the equivalent grade to compute your ELMAB3 aggregate:

GCE 'O' Level Grade	Converted Grade
A1-B3	1
B4-C6	2
D7	3
E8	4

### 3. How do I Apply?

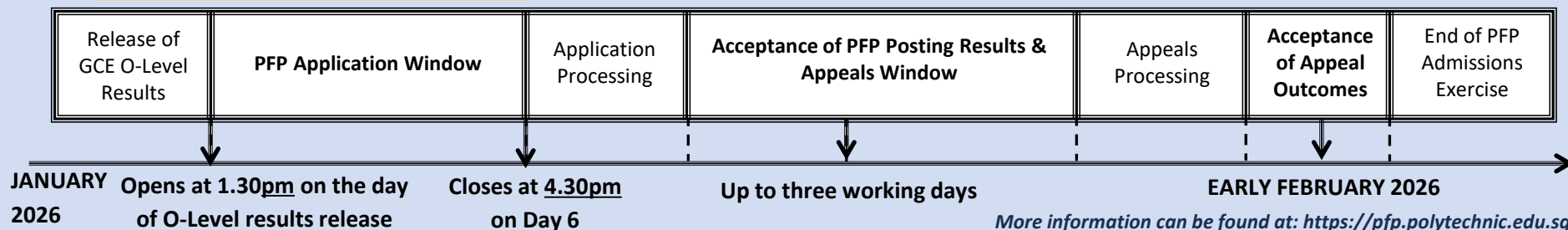
- Upon release of the GCE O-Level results, all PFP-eligible students will receive Form P to inform them of their eligibility to apply for the PFP at this [link](#) using their Singpass.
- You may select up to five course choices.
- Remember to provide updated contact details in your application to allow the polytechnics to contact you if necessary.  
(Note: You should continue to attend Sec 5 from 2 January 2026 while applying for PFP.)

### 4. How Will I be Informed of the Outcome?

- You should log in to the PFP portal to check your application outcomes on the day of PFP posting results release.
- You will then have to indicate if you wish to accept/reject/appeal the offer.
- If you do not select any option, your offer will become invalid and you will be required to continue with your classes in Sec 5/DPP.  
(Note: If your appeal is successful, your original offer will be voided, regardless of whether you accept the new PFP offer.)

### 5. What Happens Next?

- If you accept your offer, you will receive an enrolment package from the polytechnic in February/March 2026.
- The PFP year will start in April 2026.





# Annex 4: DPP Factsheet

## 5 Things You Need to Know

### 1. What is the DPP?

- Prepares Sec 4N(A) students for progression into selected polytechnic diploma courses via a 2-year *Higher Nitec* programme at ITE, and a 10-week DPP preparatory course
  - Serves as an alternative to Sec 5
- DPP students who meet the minimum qualifying GPA score are guaranteed a place in a polytechnic diploma course mapped to the *Higher Nitec* course. (Refer to <https://jpae.polytechnic.edu.sg/app> for course mapping.)
- About 1,200 places offered across 18 *Higher Nitec* courses

### 2. Am I eligible for DPP?

- ☐ Sec 4N(A) student who has sat for GCE N-Level exams in 2025
  - ☐ Obtained ELMAB3 aggregate of 19 points or less (before deduction of CCA bonus points)
  - ☐ Meet course-specific entry requirements
- ☒ **If you can check all 3 boxes above, you're eligible!** (Note: Eligibility does not guarantee placement.)

If you have offered GCE O-Level examination subjects in 2025, you may refer to this table for the equivalent grade to compute your ELMAB3 aggregate:

GCE O-Level Grade	Converted Grade
A1-B3	1
B4-C6	2
D7	3
E8	4

### 3. How do I apply?

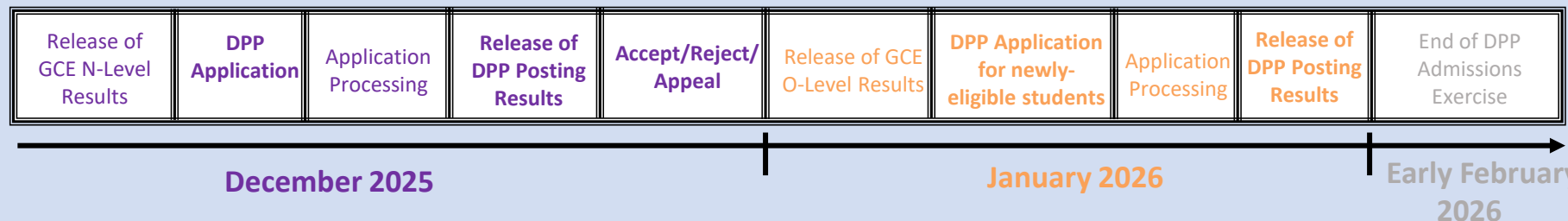
- Upon release of the GCE N-Level results, all DPP-eligible students may apply for DPP *Higher Nitec* courses via the ITE website (<https://www.ite.edu.sg>).
- You may select up to 12 course choices.
- Remember to provide updated contact details in your application so that ITE can contact you if necessary.

### 4. How will I know the outcome?

- You should check your DPP posting results online on the morning of the release of the DPP posting results.
- You will then have to indicate if you wish to accept/reject/appeal the offer.
- Your offer will be void if you do not accept the offer by the stipulated date. You will be required to continue with your classes in Sec 5, or with your *Nitec*/*Higher Nitec* course if your application via JIE 'N' is successful

### 5. What happens next?

Upon accepting your DPP offer, you will attend a 10-week DPP preparatory programme starting from Jan 2026.



# Annex 5: ECG Resources




# MySkillsFuture Student Portal

Leverage the *Education Guide* feature to help students plan their next step forward after their secondary education.

## What's Next

This ECG pamphlet helps to scaffold the decision-making process for students at key education stages.



<https://go.gov.sg/whats-next-nlevel>

# Annex 6: Social Emotional Support Resources

Receiving your results and making decisions about your post-secondary pathways can be exciting to some, but stressful to others.

Scan this QR code for an infographic with some helpful resources to support you.



<https://go.gov.sg/nlevelstudentresource>





# Riverside Alumni.!








**Riverside Alumni Day (RAD)**



**Career Talk April 2021**



**30<sup>th</sup> Anniversary**



**Class of 2005 at Homecoming!**

Opportunities for Alumni to get-together, network and revisit our Riverside memories..



**Speech Day 2019  
(Alumni Sustained Achievement Award)**

.. All while contributing back to the school and the community!

# Register today!

To stay connected to the Riverside family and receive updates on latest news and events



**rsalumni@live.com.sg**



**rsalumniofficial**



**Riverside Secondary  
School Alumni  
(RSAlumni)**



# ***My Best and More***

Best of luck in your  
future endeavors!



OFFICAL (CLOSED) \ NON-SENSITIVE